

LOFTWALL

FRAMEWALL ASSEMBLY INSTRUCTIONS

Tools

Bases
Standard Casters

Posts

53"t OR 78"t

Horizontal Bars*

Vertical Bars*

23"t

Panels
Small Large

1

Find the label inside post indicating threaded end.

Screw on bases

2

Attach horizontal bar & lock into post channel

Turn 180°

3

Attach vertical bars & insert panels

4

Attach horizontal bar & lock into post channel

0.25" Gap

5

Attach vertical bars & insert panels

6

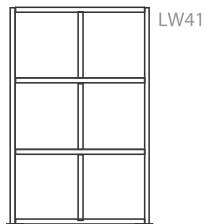
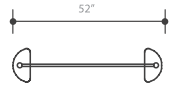
Attach horizontal bar, check that all bars are securely locked into channels

*NOTE: Please confirm the configuration you ordered before assembly, see back side for Standard Wall Designs.

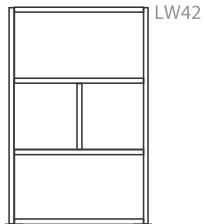
LOFTWALL

STANDARD WALL DESIGNS

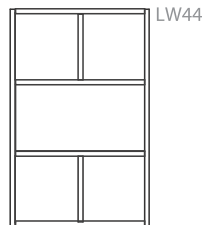
52"
WIDE



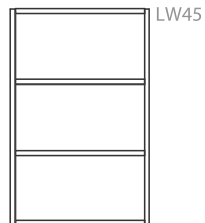
LW41



LW42

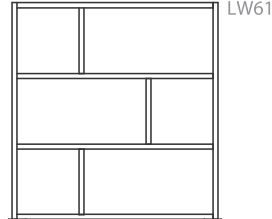
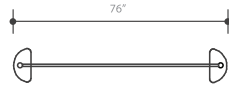


LW44




LW45


76"
WIDE



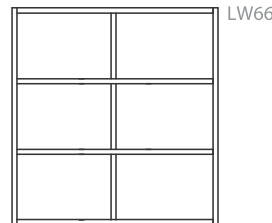
LW61



LW63

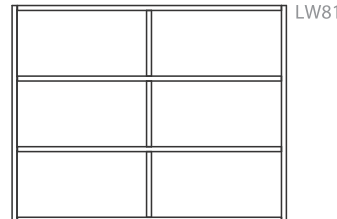
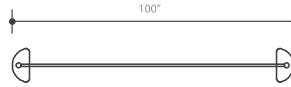


LW64

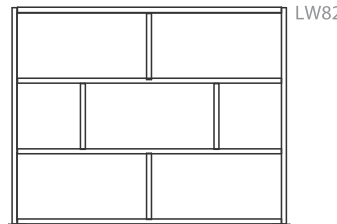


LW66

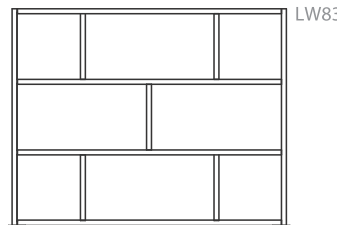
100"
WIDE




LW81



LW82



LW83



LW85

CARE & CLEANING

TAKING CARE OF YOUR LOFTWALL PRODUCT

The lightweight and modular nature of Loftwall's products make it a great fit for corporate, healthcare, residential, and higher education environments. The vast majority of our materials are made from highly recycled materials and all products are 100% recyclable after they have met their useful life.

Cleaning and maintaining your Loftwall product(s) is essential for ideal performance. Our products' frames are made from aluminum and are anodized to protect the finish of the material. Aluminum is a versatile metal in that it is not only durable, but virtually carefree. Aluminum does not rust, when exposed to air it will develop a microscopic layer of oxide which protects it from any corrosion.

So how am I supposed to clean my Loftwall product(s)?

- How you clean your Loftwall product depends on the panels you selected.
- For example, high pressure laminates or HDPE panels can be cleaned with any hospital-grade cleaner. However, felts and PET material should only be cleaned with a damp washcloth and mild soaps.
- Make sure to rinse the aluminum frame well. The anodized finish resists corrosion.
- If you decide to use metal protection products be sure they are formulated for anodized aluminum.

What should I stay away from?

- Don't use bleach or chlorides on soft panel finishes.
- Avoid abrasive cleaning products. Never use steel or brass wool, wire brushes, polishing wheels, rubbing or polishing compounds. These items will remove the anodizing and lead to pitting.
- Avoid concentrated alkaline base solutions, many detergents fall into this category.

CARE & MAINTENANCE

Our customers love that most Loftwall products are re-configurable. The shape and size you ordered can often change as your needs change. But if you are replacing or rearranging panels, be sure to tighten the frame locks on the horizontal and vertical bars after re-configuring.

The frame locks are designed to remain tightly locked, but environments with floor vibrations (heavy foot traffic or equipment) may cause the locks to loosen slightly over time. To account for this, it's a good idea to periodically ensure the locks are still snug.

If you need to disassemble or pack the product for moving or storage, be sure to wrap the aluminum frame components in furniture pads or protective (bubble) wrap. The aluminum components can be scratched if not protected when packing.