

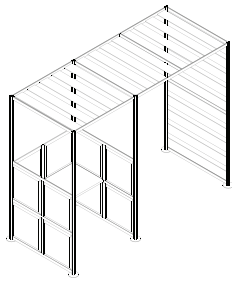
DOK

Define an environment

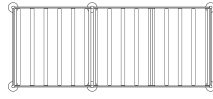
LOFTWALL



Offices are complicated. They need to be defined, yet agile. Collaborative, yet private. Practical, yet aesthetic. If only there was a product that did it all.



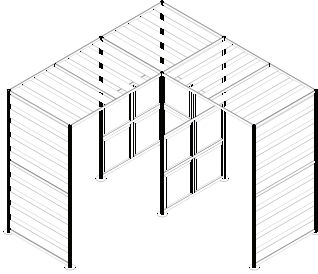
ANGLE VIEW



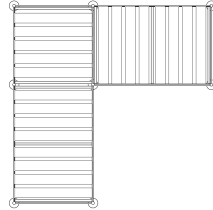
TOP VIEW

DOK I

Height: 8' 2"
Width: 10' 4"
Depth: 4' 4"



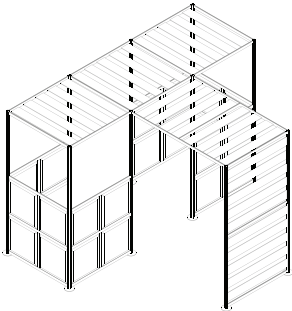
ANGLE VIEW



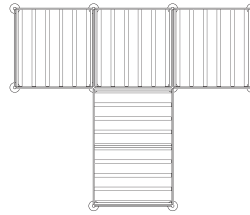
TOP VIEW

DOK L

Height: 8' 2"
Width: 10' 4"
Depth: 10' 4"



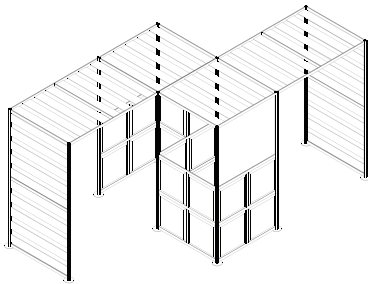
ANGLE VIEW



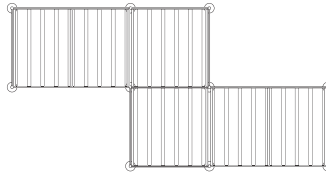
TOP VIEW

DOK T

Height: 8' 2"
Width: 12' 4"
Depth: 10' 4"



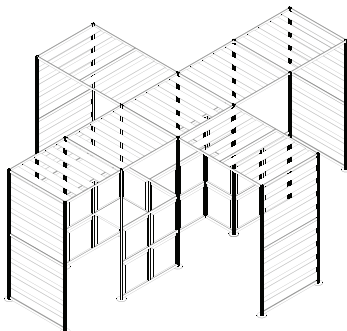
ANGLE VIEW



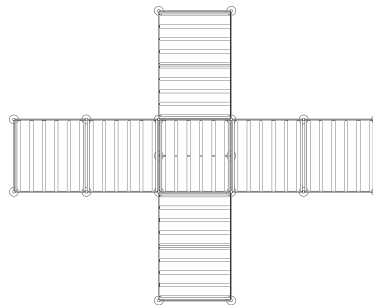
TOP VIEW

DOK Z

Height: 8' 2"
Width: 16' 4"
Depth: 8' 4"



ANGLE VIEW



TOP VIEW

DOK +

Height: 8' 2"
Width: 20' 4"
Depth: 16' 4"

THE OTHER STUFF

Panel Dimensions


- Height: 8' 2"
- Width: Varies
- Depth: Varies

Design Features

- Customizable with all Framewall panels and finishes
 - *See finishes page
- Acoustic panel options available
- Tackable panels available
- Frame colors: Anodized silver, white, black, and custom frame colors available
- Available in five standard configurations
- Provides acoustical, visual, and territorial privacy

Environmental Features

- Frame made from up to 75% recycled content
- Frame and select panels can be recycled





A SOLUTION FOR ANY FLOOR PLAN

Offices come in all shapes and sizes, so their solutions should too. With five standard layouts, Dok was designed to meet the needs of all offices, no matter their shape and size.