

# WAVE

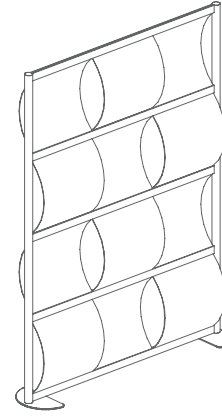
Add some texture

LOFTWALL

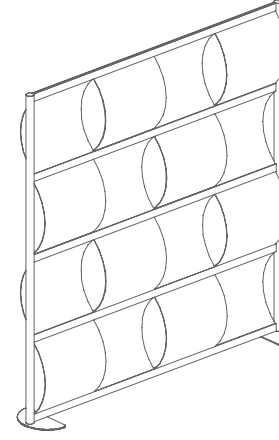


## WAVE CONFIGURATIONS

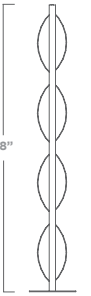
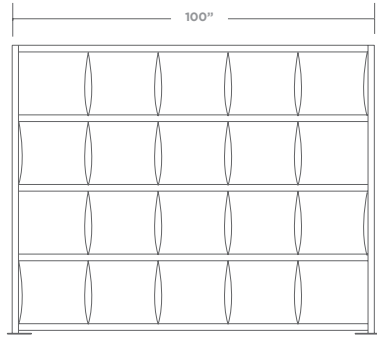
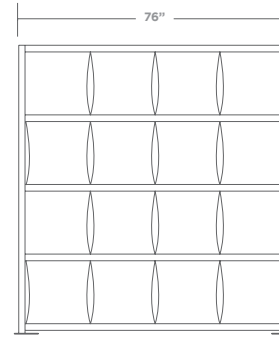
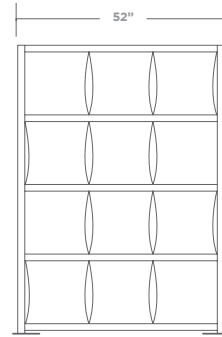
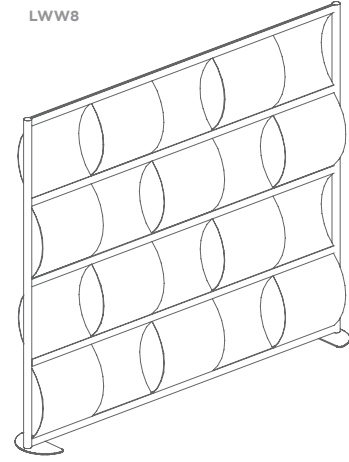
LWW4




LWW6



LWW8



## FRAME FINISHES



Glossy White



Matte Black



Satin Aluminum

Add an element of motion to your space with Wave. With an open design, Wave separates an environment without sealing off the environment.

# THE OTHER STUFF

## Panel Dimensions

- Height: 78"
- Width: 52", 76", or 100"
- Depth: Panel 9" / Base 13"

## Design Features

- A visual barrier which allows light and sound to transmit through
- Aluminum interlocking frame
- Fixed or caster base options available
- Frame finishes: Satin Aluminum, Glossy White, Matte Black and custom
- Wood laminates available as custom finishes

## Environmental Features

- Frame made from up to 75% recycled content
- Frame is 100% recyclable
- VOC free anodized frame finish



**WHEN OTHERS ZIG,  
WE'LL ZAG**

Our offices, our homes, and our lives aren't rigid, so why is our furniture? Motion and change can be agents for good. Wave's dynamic design was created to meet and match our variable selves.