


WEAVE

Wrap your space in more than just quiet



Weave is a modern take on our classic Framewall. With interwoven layers of sound-absorbing PET, this product can define a space and keep your workspace volume to a reasonable level.


PANEL FINISHES




Midnight




Cobalt




Charcoal



Steel




Marble

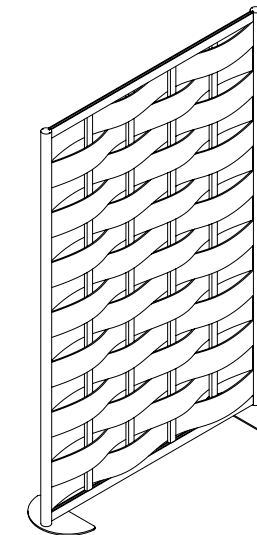


Pewter

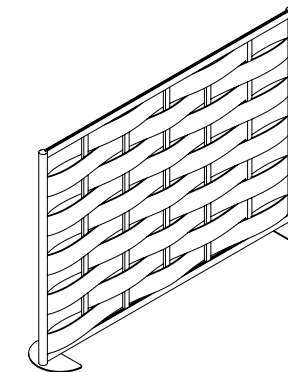
WEAVE CONFIGURATIONS



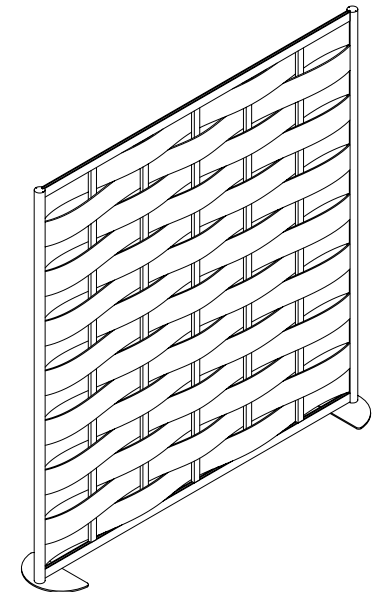
Low Height 4'



Full Height 4'



Low Height 6'



Full Height 6'



LOFTWALL

214.239.3162 | www.loftwall.com

THE OTHER STUFF

Product Dimensions

- Height: 53" or 78"
- Width: 52" or 76"
- Custom Sizes: Always possible with Loftwall. Reach out to a team member to build your perfect solution.

Design Features

- Laser cut PET panels
- NRC .55 sound absorption
- Available in 6 standard finishes
- Easy installation

Environmental Features

- PET made from 75% recycled plastic bottles
- Entire product is 100% recyclable
- VOC free anodized frame finish



MAKE YOUR SPACE STAND OUT, SUBTLY

Do you need to define space in a way that isn't so "in your face?" That's why we designed Weave, to give our customers the ability to delineate work areas from waiting areas, focus areas from collaboration areas, and conference areas from "I promise I'm not scrolling through my Instagram feed" areas.