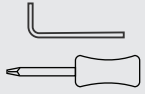


LOFTWALL

WEAVE

ASSEMBLY INSTRUCTIONS

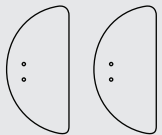
Tools



Vertical Posts (2)




Base Plates (2)




Horizontal Bars (2)



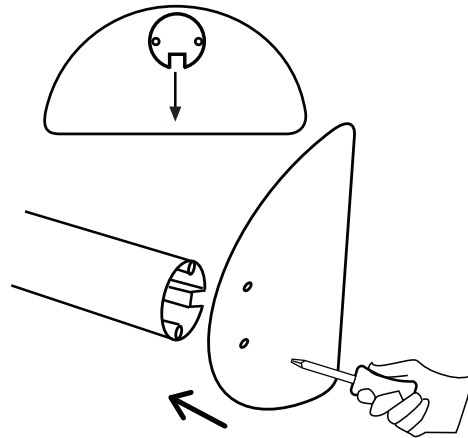
Vertical Bars (4+)



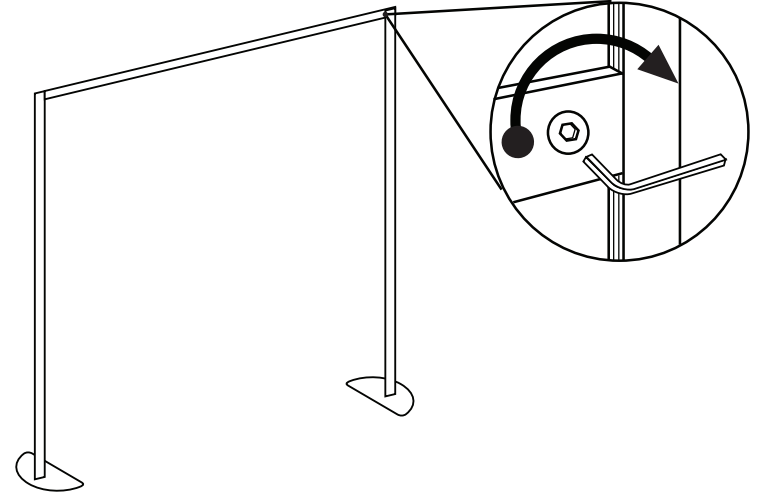
PET Strips (10+)



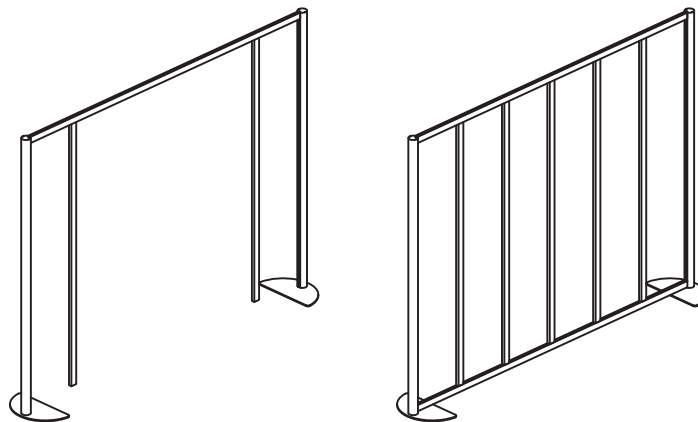
1 ATTACH VERTICAL POSTS TO BASE PLATES



2 LOCK THE TOP HORIZONTAL BAR INTO PLACE



3 EVENLY SPACE AND LOCK THE VERTICAL BARS AND BOTTOM HORIZONTAL BAR INTO PLACE



4 STARTING FROM THE BOTTOM, WEAVE PET STRIPS THROUGH THE VERTICAL BARS

