

MAKE SPACE. WORK BETTER.

LOFTWALL



HUSH is an acoustical oasis designed to create a personal quiet space.

HUSH

# LOFTWALL



Interior light by **L / G H T C O R P**



Optional shelving

## HUSH

### DIMENSIONS

- Height: 78.25"
- Width: 48"
- Depth: 42"
- \*Fixed size panel only

### DESIGN FEATURES


- Panels available in 23 colors
- Tackable surface
- Available with premium wool surface
- Optional dry-erase panel

### LIGHTING FEATURES

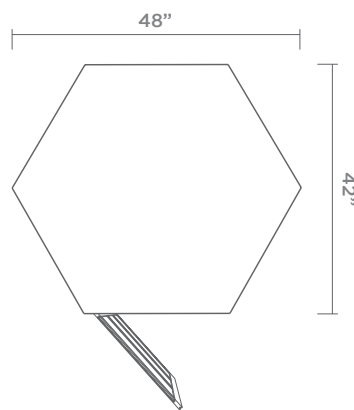
- LightCorp Reed Premier 44"
- Dimming: touch-and-hold
- Brightness Adjustability: 100%-15% continuous
- Occupancy Sensor: powers off after 30 minutes of inactivity, and back on after sensing movement

### ENVIRONMENTAL FEATURES

- Frame made from up to 75% recycled content
- Frame and panels can be recycled




SIDE VIEW



TOP VIEW

### BLOX



### A-KÜS-TIK



© 2018 Loftwall Patent Pending