

# COUNTER SHIELD


A family of healthcare-grade sneeze guards

LOFTWALL



Quickly and securely separate space in any environment with Counter Shield. Completely recycle-able, Counter Shield can stand up to harsh cleaners to ensure a sanitary environment for all customers.


## THE CLASSIC MODEL



Large: 63" w x 28" h x 6" d

Small: 36" w x 28" h x 6" d

## THE LITE MODEL



Large: 48" w x 24" h x 10" d

Small: 24" w x 24" h x 10" d

## THE BASIC MODEL





Large: 59" w x 28" h x 6" d



Small: 32" w x 28" h x 6" d

## THE WRAP MODEL



Large: 59" w x 28" h x 13" d



Small: 32" w x 28" h x 13" d

## COUNTERTOP PROTECTION

Space division has never been so needed. Now, more than ever, we need environments that keep our healthcare professionals and their patients safe.



## THE OTHER STUFF

### Pass-Thru Opening Size

- Classic Small: 28" w x 4" h
- Classic Large: 55.5" w x 4" h
- Wrap Small: 28" w x 4" h
- Wrap Large: 55.5" w x 4" h
- Basic Small: 28" w x 4" h
- Basic Large: 55.5" w x 4" h
- Lite Small: 12" w x 6" h
- Lite Large: 18.6" w x 6" h

### Design and Environmental Features

- Multiple screens can be linked together
- Can anchor to a surface or be free standing
- Aluminum interlocking modular frame
- Product can be assembled in less than 5 minutes
- Product can be cleaned with healthcare-grade cleaners
- Frame made from up to 75% recycled content
- Frame and panels can be recycled
- Panel options meet indoor air quality standards